


# How do we revise for history?



Three common revision techniques that are **LEAST** effective in helping you revise are:

- Highlighting texts
- Re-reading
- Summarising text



Whilst these methods may feel like you are revising, there are many better methods to help you revise.



## Flashcards

Simply create with questions on side and answers on the other side. You can colour code for specific topics and quiz yourself or others.



Post its can be also useful for key words and timelines

## Using Flashcards

Using the Leitner Method, using the video below <https://youtu.be/C20EvKtdJwQ>

You can also create excellent flashcards online or on your phone using Quizlet which also had an app.

## How to use in history

There are a variety of ways to use flashcards in revision for the skills you need

### Key Terms

Create for key words and terms




### Causation

Create for the causes of events or progress



### Judgments

Create an agree or disagree argument against a quote



### Narrative

Create to show a narrative of events in order



## Retrieval Practice

Testing what you know is a powerful tool in revision, the effort to remember something really strengthens your memory

Apps such as Memrise and Quizlet allow you to use or create your own quizzes based on topics.

Create them, test yourself or get someone to test you, it's works!

## Types

There are a number of types you can create:

- Multiple Choice Questions
- True or False
- Short Explanation Questions
- Odd One Out
- If this is the answer then what is the question



## How to use in history

### Spaced

Test on old and new topics mixed up

### Knowledge Organisers

Use to create 'must know' quizzes for a topic

### Factors/Causes/Consequences

To identify 2-3 factors, causes of an event/person e.g. The rising against Tostig

### Examples

'Give two examples of.....'

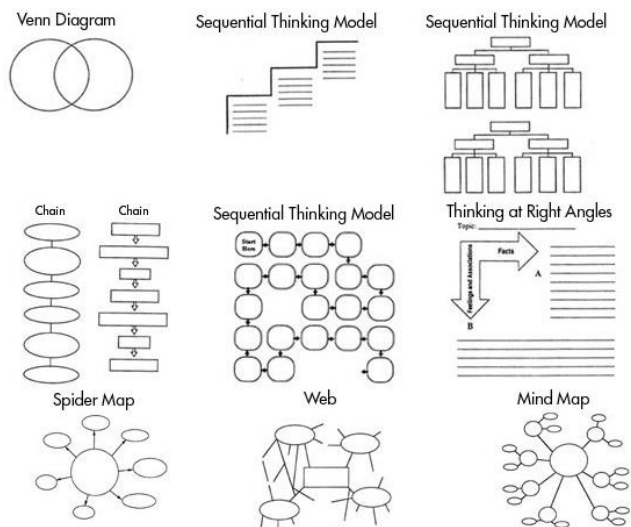
## Transform It

Graphic organisers are a great way of 'transforming' your notes/information into visual revision topics.

They can be used to create links, show a narrative, identify the causes/consequences and importance of something.

## How to use in history

1. **Causation** – Create a visual flow diagram of the chronological events in a time period e.g. American West
2. **Change and Continuity** – Create a Venn diagram to show what changed and did not in medical time period
3. **Concept Mapping**– At the end of a week, mind map all you can remember about a topic and link area together. Then add to your mind map using a different colour using notes




## How to:

1. Use simple drawings with matching simple descriptions

2. The drawing should represent your understanding of the topic

3. Try to draw links between images



## Dual Coding

Dual coding' is the method of putting your knowledge into visual form alongside words. It increases the chances of you remembering it.



An example activity you can do its creating a comic strip to represent the events of the Battle of Hastings

# How do we revise for history?

## Deliberate Practice

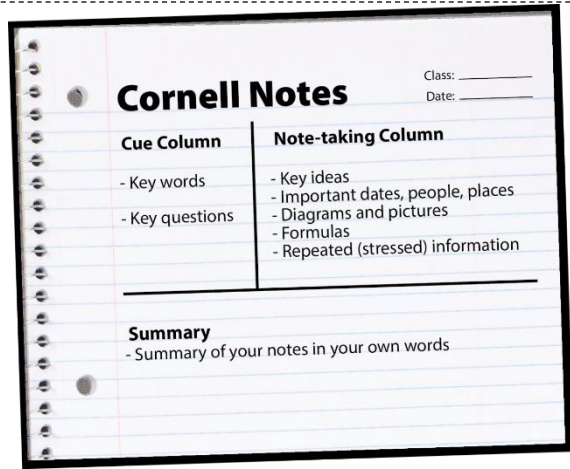
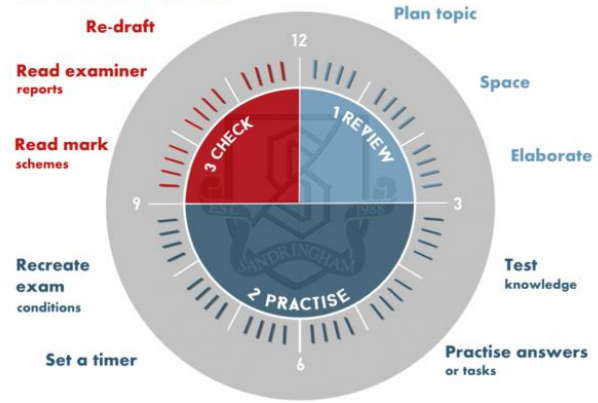
Set aside time to practice improving your knowledge or historical skills. Choose what you need to do, it must be tough enough to challenge you, and practice, practice, practice!

You should focus on something that you are *almost* able to do but *not just yet!*

### How to use in history

1. Use a model answer from the teacher, pull it apart and identify the key parts. Then answer a similar question and try to replicate
2. Study material, complete practice questions in timed conditions. Then use your notes to correct / improve your answer. A week later, redo a similar question. Repeat as necessary.

### THE MEMORY CLOCK



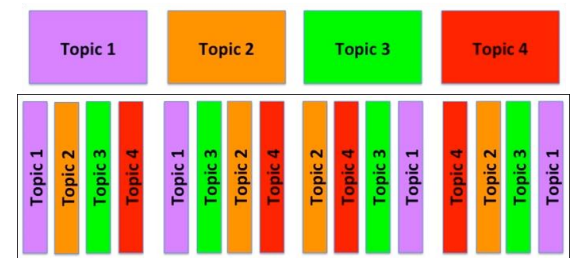
## The Cornell Method

This method can be used in your revision books as a great method to get you to 'think' about your revision. Simply split your page into 3 sections as shown on the diagram on the left:

- Note Taking
- Cues
- Summary

### How to use in history

- Use it to summarise a whole topic or theme, for example
- How did medical treatment change or continue over time?
  - Methods used by William to control England
  - How Hitler became Dictator by 1934



## Interleaving and Spacing

Don't revise your all topics in one go (cramming), you should revise 'chunks' of a topic for small amounts of time (15 minutes) and then move onto another 'chunk' from a different topic. This will improve your memory!

e.g. 15 minutes on Medicine, then Germany then American West

### How to use in history

1. Create a revision plan to cover topics you need to cover (least confident first!) and then go back over them again later. Spread out your learning in small sections, 5 hours to 5 x 1 hour
2. Use your flashcards to self test yourself on old and new topics, self testing across these



## The Big Picture

The best way to aid your understanding of history is to make sure you are confident with the big 'overview' story before you begin revising individual topics.



### How to use in history

1. Create a timeline to identify the key events in a topic and colour code the themes. E.g. Westward Settlement and Indian Conflict in the American West
2. Mapping out what you can remember about a topic before you start, e.g. The treatment of disease through time or the Weimar Republic 1919-1929

## The basics

Simply, make sure you eat, sleep and take time out!