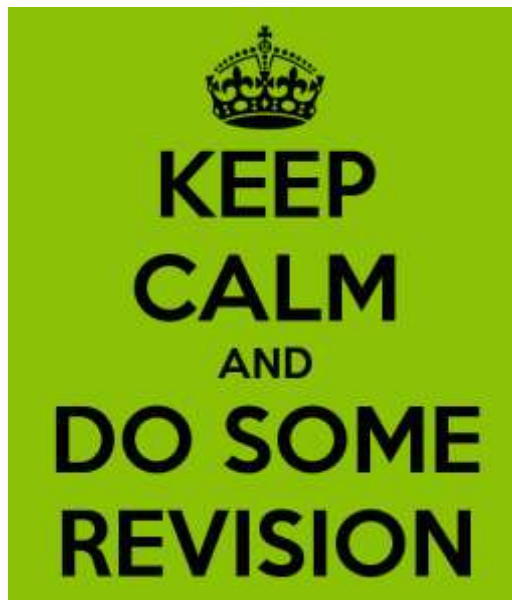




Brine Leas School
An Academy
Believe, Learn, Succeed

YEAR 11 INFORMATION EVENING



Exams start: Monday 15th May 2017.

Exams finish: Monday 26th June 2017.



TIPS FOR REVISION

Exercise

Physical activity is very important, in particular during intense study time. Even going for a small 30-minute jog after a day of revision will make a huge difference to your wellbeing. Physical activity increases heart rate which makes the blood circulate faster. This in turn ensures that brain gets more oxygen which increases productivity whilst reducing tiredness and stress.

Find a quiet space

This is a pretty straightforward one: you desperately need a place where you can be uninterrupted for a few hours. Your room, local or your school/university library will do. Be careful with revising in a coffee shop such as Starbucks. It is a popular option, however it does not work for everybody and people often get distracted!

Get down to it in the morning

You have to make a start at some point and doing it sooner rather than later is a very good idea. Try to stick to our draft revision schedule and start revising in the morning - research shows that you are more likely to do all the planned work if you start early, because as it gets closer to the evening, there is bigger tendency to get outside.

Spice up your revision

Use a bit of colour! Drawing colourful learning maps will help you to memorise facts. What is even more interesting is the fact that colourful notes are easier to memorise than plain black and white ones. Give it a go!

Do plenty of past papers

Ask your teacher for some past papers or google them yourself. Most exam boards nowadays put a lot of emphasis on exam technique and simply familiarising yourself with it before the exam can often save you time and help to earn marks at the exam. A lot of examiners do not bother with inventing terribly innovative questions once you have done three or four past papers chances are that some of questions that come on the day will look familiar.

Make summary notes

Making notes is by far the best way to memorise lots of information. We all have been there, sat down reading a textbook and lying to ourselves that the time is being used productively - it is not! The best way to memorise information is by making notes over and over again. It may be incredibly tedious but the thing is that the most successful candidates often make as many as three sets of the same notes in a run up to the exams which help them to memorise the required information.

Reward yourself

It is not all about the work; you need good breaks too. People who manage to find the right balance between study and leisure are the ones who get the top marks. For instance go to a cinema with friends after a productive day of revision or treat yourself to something sweet. Work hard, play not-quite-as-hard is the motto here.

Use your family and friends

Ask people around you to test you and give you feedback. You should already have made handy revision notes. Why not give these notes of key dates covering Henry VIII's reign to your mum and ask her to test you? This is not only a good way to revise but also a good way to have a break from the hard work.

YEAR 11 REVISION TABLE

	Monday	Tuesday	Wednesday	Thursday	Friday	Saturday	Sunday
9-10							
10-11							
11- 12.30							
12.30- 1.30							
2-3							
3-4							
4-5							
5-6							
6-7							
7-8							
8-9							
9-10							



Revision Times

Subject	Revision times
History	<ul style="list-style-type: none"> ➤ Tuesdays at 12:30 (KMN, AS05) ➤ Wednesdays at 3:40 (NPR, AS09) ➤ Thursdays at 3:40 (TMN, AS05)
<ul style="list-style-type: none"> ➤ Week commencing 30th January 	<p>Roman crime and punishment 2000BC-400 Roman trials, crimes, punishments and policing methods. Boudicca and rule within the empire. The end of the Roman Empire.</p>
<ul style="list-style-type: none"> ➤ Week commencing 6th February 	<p>Medieval crime and punishment 400-1066 Anglo-Saxon policing methods, Anglo Saxon courts, trials, Impact of 1066 and William the Conqueror</p>
<ul style="list-style-type: none"> ➤ Week commencing 13th February 	<p>Medieval crime and punishment 1066-1500 Courts including church courts, changes in the later middle ages, attitudes towards women, Robin Hood</p>
<ul style="list-style-type: none"> ➤ Week commencing 27th February 	<p>Early modern crime and punishment 1500-1750 The Reformation, Vagrants, Gunpowder Plot, Witchcraft, Commonwealth (Puritan crimes), Bloody Code</p>
<ul style="list-style-type: none"> ➤ Week commencing 6th March 	<p>Early modern crime and punishment 1500-1750 Transportation, Policing Methods, Courts, Smuggling, Highway Robbery, Poaching</p>
<ul style="list-style-type: none"> ➤ Week commencing 13th March 	<p>Industrial Britain crime and punishment 1750-1900 Social Change, development of the Police</p>
<ul style="list-style-type: none"> ➤ Week commencing 20th March 	<p>Industrial Britain crime and punishment 1750-1900 Protests -Peterloo Massacre, development of Prisons</p>
<ul style="list-style-type: none"> ➤ Week commencing 27th March 	<p>Twentieth century crime and punishment Conscientious Objectors, Police, Prisons, juvenile crimes, War</p>
<ul style="list-style-type: none"> ➤ Week commencing 17th April 	<p>Paper 2 Topics – Suffragettes, Match Girls Strike, Rebecca Riots, Luddites, Tolpuddle Martyrs</p>
<ul style="list-style-type: none"> ➤ Week commencing 24th April 	<p>Paper 2 Topics – Suffragettes, Match Girls Strike, Rebecca Riots, Luddites, Tolpuddle Martyrs</p>
<ul style="list-style-type: none"> ➤ Week commencing 1st May 	<p>Paper 1: Technique</p>
<ul style="list-style-type: none"> ➤ Week commencing 8th May 	<p>Paper 2: Technique</p>

<p>Geography</p>	<p>Revision session will begin in Geography after February half term at the following times:</p> <ul style="list-style-type: none"> ➤ Week One: Wednesday after School AS03 (3.35 – 4.35pm) ➤ Week Two: Thursday lunch time AS03 (12.35 – 1.20pm)
<p>Science</p> <p> </p> <p> </p> <p>Core Science - For students in 11sb8 and 11sb9 and any that did not sit their core last year</p>	<ul style="list-style-type: none"> ➤ Year 10 BTEC support is every Wednesday lunch in BF14 12.35-1.05 ➤ Year 11 Science revision/clinic is every Tuesday and Friday lunch in BG02. ➤ Individual teachers will offer sessions closer to exams for their groups. ➤ There will be revision sessions during the Easter holidays, times of which will be confirmed closer to the holidays. ➤ Revision sessions are also being held on a Tuesday lunchtime in BG02 and BF14 from 12.35-1.05 and Friday lunchtime in BG02 12.35-1.05. Currently these are available to <u>selected students only as intervention</u> but will be open to all closer to the exams. ➤ After half term Science teachers will be setting specific revision homeworks that should be completed every week ➤ Will commence after half term Tuesday lunchtime (week 1) Wednesday lunchtime (week 2)
<p>Media</p>	<ul style="list-style-type: none"> ➤ Controlled assessments are currently being completed in lessons – <p>TI2 (representations) is underway at the moment and coming to an end. TI1 (genre) will begin immediately after. The aim is to complete by half term at the very latest.</p> <ul style="list-style-type: none"> ➤ Lunch time revision sessions will be held after Feb half term (CBN). Students will be advised of times etc. shortly.

Modern Languages	<p>Revision classes:</p> <ul style="list-style-type: none"> ➤ French: Wednesday lunch week 1 & 2, HSN & CCR, AF07 ➤ Spanish: Wednesday lunch week 1 & 2, LGS, AF01 ➤ Spanish: Monday after school week 1 & 2, DRY, AF05 ➤ German: Friday lunch week 2, KBZ, AF01 <p>Students can attend sessions for their language regardless of who their teacher is.</p> <p>Some students have already been identified as underachieving in controlled assessments and have been offered intervention sessions during lesson times to complete replacement tasks.</p> <p>If there is anyone who is not already participating and would like to, they need to speak to Miss Bates (German), Mr Cador (French) or Mrs Rafferty (Spanish).</p>
Computer Science	<p>There are currently two catch up sessions which are predominantly for extra Controlled Assessment time at the moment but will be rolled into revision in future. Students will be advised when this happens.</p> <ul style="list-style-type: none"> ➤ Monday lunchtime in DF01 ➤ Wednesday afterschool (until 4.30 approx) in BL6 It2
Business Studies	<ul style="list-style-type: none"> ➤ Staff are available every lunchtime to help those students that are behind in their controlled assessment element of the course. ➤ There is a catch up session held on Monday lunchtimes in DG02
English	<p>Lunchtime Revision timetable</p> <p>Week 1</p> <ul style="list-style-type: none"> ➤ Monday in BG12 – Shakespeare – Much Ado About Nothing ➤ Tuesday in BG09 – Poetry ➤ Wednesday in BG12 – Literature – A Christmas Carol and Great Expectations ➤ Thursday in BG09 – Language (H) – Language paper 1 (Grade 6 – 9) ➤ Friday in BG12 – Language (F) – Language paper 1 (Grade 1 – 5)

<p>English cont'd.</p>	<p>Week 2</p> <ul style="list-style-type: none"> ➤ Monday in BG12 – Shakespeare – Macbeth ➤ Tuesday in BG09 – Poetry ➤ Wednesday in BG12 – Literature – An Inspector Calls ➤ Thursday in BG09 – Language (H) – Language paper 2 (Grade 6-9) ➤ Friday in BG12 – Language (F) – Language paper 2 (Grade 1-5)
<p>Performing Arts</p>	<p>Revision/Preparation:</p> <ul style="list-style-type: none"> ➤ To assist with the written controlled assessments, students can refer to their Performing arts handbook, and read around the themes. Any research involving watching or listening to performances linked to the theme will enhance and develop their studies. <p>Dates :</p> <ul style="list-style-type: none"> ➤ Written work support sessions will be after school as required (commencing after Feb Half Term) ➤ Practical performance exam date is to be confirmed. Friends and family will be invited to be an audience.
<p>Design and Technology</p>	<p>Catch up and revision sessions</p> <p>Product Design</p> <ul style="list-style-type: none"> ➤ Lunchtime Monday to Thursday. After school on Wednesday <p>Resistant Materials</p> <ul style="list-style-type: none"> ➤ Lunchtime on Wednesday and Thursday. After school on Wednesday <p>Textiles</p> <ul style="list-style-type: none"> ➤ Lunchtime Monday and Tuesday. After school on Monday <p>Graphics</p> <ul style="list-style-type: none"> ➤ Lunchtime Monday to Thursday. After school on Thursday <p>Electronics</p> <ul style="list-style-type: none"> ➤ As required <p>Engineering BTEC</p> <ul style="list-style-type: none"> ➤ As required <p>Construction BTEC</p> <ul style="list-style-type: none"> ➤ As required <p>Catering</p> <ul style="list-style-type: none"> ➤ Lunchtime Monday to Thursday. After school on Wednesday


Maths	Revision classes There are lots of revision sessions running at lunch times and after school – please see the Maths revision timetable.
--------------	---



Revision Guides

Subject	Revision Guides
Geography	<p>Coursework: Both pieces have now been completed and there is no further coursework to complete in this subject.</p> <p>Online Revision Material: http://www.coolgeography.co.uk/GCSE/AQA%20GCSE.htm http://www.bbc.co.uk/schools/gcsebitesize/geography/ http://www.aqa.org.uk/subjects/geography/gcse/geography-b-9035/past-papers-and-mark-schemes</p> <p>Students are also advised to visit the BBC news website regularly to check for relevant stories to the topics that we are studying.</p> <p>Textbooks: There are no set revision guides for the course however, the student textbook contains all of the information that the students need as well as practice questions: GCSE AQA Student Book: by, David Payne, Keith Bartlett, Phillip Lamb and John Rutter, 24th June 2009.</p> <p>Revision Material: All students will be issued with revision packs for the modules that they have studied. These will be a mixture of questions and text.</p>
PE	<p>Revision material is available at:</p> <p>http://www.aqa.org.uk/subjects/physical-education/gcse/physical-education-4890/past-papers-and-mark-schemes.</p> <p>Specific revision guides can be purchased from the PE office for £2.50</p>
History	<p>To access History revision material students should:</p> <ul style="list-style-type: none"> ➤ Access the VLE. ➤ Click on Humanities ➤ Click on History. ➤ Within KS4 there is a page of links. Revision material is at the bottom of the page, after exam papers. <p>Please note that the links do not open with all browsers.</p>

<p>Science</p>	<p>Letters were sent to parents during the October half term giving details of the CGP revision guides. Copies are still available. To obtain a copy, students need to take £3 to the Finance Office and obtain a receipt so they can collect their guides from the Science prep room.</p> <p>Additional materials are available for 50p each if students ask their teacher</p>
<p>Media</p>	<ul style="list-style-type: none"> ➤ Below is the link to WJEC GCSE Media (unreformed qualification from 2009) as the exam topic changes annually. Unfortunately there are no past papers available on the current topic of newspapers and radio news, however, other information is available here: http://www.wjec.co.uk/qualifications/media-studies/media-studies-gcse/ ➤ Students will be provided with a personal revision guide closer to the exam.
<p>Modern Languages</p>	<ul style="list-style-type: none"> ➤ Spanish revision: <ul style="list-style-type: none"> https://www.amazon.co.uk/REVISE-AQA-Spanish-Revision-Guide/dp/1447941187 https://www.amazon.co.uk/REVISE-AQA-Spanish-Revision-Workbook/dp/1447941225 <p>It is recommended that students use the revision workbook</p> <ul style="list-style-type: none"> ➤ German revision: <ul style="list-style-type: none"> https://www.amazon.co.uk/REVISE-AQA-German-Revision-Guide/dp/1447941101 https://www.amazon.co.uk/d/cka/REVISE-AQA-GCSE-German-Revision-Workbook-MFL/1447941144 <p>It is recommended that students use the revision workbook</p> <ul style="list-style-type: none"> ➤ French revision: <div data-bbox="549 1697 895 1939" data-label="Image"> </div>

<p>Computer Science</p>	<p>Course is OCR GCSE Computing (J275). Course description:</p> <p>Unit A451 - theory unit - 1 exam paper - 1hr 30 minutes (40%)</p> <p>Unit A452 - practical investigation - controlled assessment - 45 marks (30%)</p> <p>Unit A453 - programming project - controlled assessment - 45 marks (30%)</p> <p>Revision Guides</p> <ul style="list-style-type: none"> ➤ Students have been loaned a 'My Revision Notes' revision guide for the course. These are all relatively new guides and students should start looking through these at the topics they covered in Y10 in order to start their revision. ➤ All students have logins for a website called CodeAcademy which allows them to independently practice their 'Python' programming skills and also allows teachers to track their progress. This should be used as a regular exercise to continue to develop their skills.
<p>Business Studies</p>	<p>Course description:</p> <ul style="list-style-type: none"> ➤ Btec Business - Unit 1 Business Project deadline is 27th January 2017 ➤ Unit 2 - The Finance external exam is the week before 1/2 term. There will be an opportunity for students to re-sit if required. Students cannot gain a Level 2 pass or above if they do not gain a level 2 pass in the exam therefore it is imperative students revise, work hard and pass this exam. <p>Revision Guide</p> <ul style="list-style-type: none"> ➤ The recommended revision book is <div data-bbox="646 1753 818 1995" style="text-align: center;">  </div>

English

Course Description:

- Language Paper 1 – Explorations in Creative Writing (Reading and Descriptive Writing) – 50% of GCSE – 1hr 45 mins
- Language Paper 2 – Writer's Viewpoints and Perspectives (Reading and Persuasive Writing) – 50% of GCSE – 1 hr 45 mins
- Literature Paper 1 – Shakespeare (Macbeth or Much Ado About Nothing) and 19th Century Fiction (Great Expectations or A Christmas Carol) – 1 hr 30 mins
- Literature Paper 2 – Modern Text (An Inspector Calls or Blood Brother) and Conflict and Power Poetry and Unseen Poetry – 2 hr 15 mins

Useful Websites are:

BBC Bitesize

<http://www.bbc.co.uk/education/subjects/zr9d7ty>

<http://www.bbc.co.uk/education/subjects/zckw2hv>

Exam board (sample papers and details on specifications)

<http://www.aqa.org.uk/subjects/english/gcse/english-literature-8702>








<http://www.aqa.org.uk/subjects/english/gcse/english-language-8700>

<http://www.sparknotes.com/sparknotes/>

Revision Guides –

- York Notes for Literature



<p>English cont'd.</p>	<ul style="list-style-type: none"> ➤ Languages <ul style="list-style-type: none">  ➤ Writing Spelling and Grammar <ul style="list-style-type: none">  ➤ Texts <ul style="list-style-type: none">     
<p>Performing Arts</p>	<p>Course Description:</p> <p>Internal Assessments:</p> <ul style="list-style-type: none"> ➤ Unit 3 – Acting skills – Practical and written assessments – complete ➤ Unit 2 Performance, preparation, production - Practical and written assessments – complete <p>External Assessment:</p> <ul style="list-style-type: none"> ➤ Unit 1 – Individual showcase (externally assessed) Preparation has begun in lessons for practical and written assessments based on the brief given by the exam board – ‘Portent.’ Written deadline – March 3rd Performance deadline – May 5th <p>To prepare for this, students will need to research their chosen ideas for demonstrating their skill using ‘Portent’ and bring ideas to each lesson. Extra rehearsals may be needed closer to the performance.</p>

<p>Performing Arts cont'd.</p>	<p>Revision/Preparation:</p> <p>To assist with the written controlled assessments, students can refer to their Performing arts handbook, and read around the themes. Any research involving watching or listening to performances linked to the theme will enhance and develop their studies.</p>
<p>Design and Technology</p>	<p>Deadlines for controlled assessments</p> <ul style="list-style-type: none"> ➤ Product Design – 17th March ➤ Resistant Materials – 17th March ➤ Textiles – 17th March ➤ Graphics – 17th March ➤ Electronics – 17th March ➤ Engineering BTEC <ul style="list-style-type: none"> Unit 4 – 16th February Unit 2 – 8th April Unit 3 – 29th April ➤ Construction BTEC – 11th May ➤ Catering – 10th February <p>Useful websites:</p> <ul style="list-style-type: none"> ➤ Product Design <p>www.technologystudent.com http://www.bbc.co.uk/schools/gcsebitesize/design http://www.design-technology.info/home.htm http://www.mr-dt.com/designing/main.htm http://www.instructables.com https://revisionworld.com/gcse-revision/design-technology/aqa-product-design-0</p> ➤ Resistant Materials <p>www.technologystudent.com http://www.bbc.co.uk/schools/gcsebitesize/design http://penyrheol-comp.net/technology/gcse-resistant-materials</p> ➤ Textiles <p>http://www.bbc.co.uk/schools/gcsebitesize/design</p> ➤ Graphics <p>www.technologystudent.com http://www.bbc.co.uk/schools/gcsebitesize/design</p>

Design and Technology cont'd.

- Electronics

http://www.edutek.ltd.uk/GCSE_resources.html
www.rapidonline.com

- Engineering BTEC

www.technologystudent.com

- Construction BTEC

www.technologystudent.com

- Catering

<http://www.foodafactoflife.org.uk>
<http://www.memrise.com/course/967646/gcse-catering-revision-health-safety-and-hygiene/>
<https://www.nutrition.org.uk/>

Revision and Guidebooks:

- Product Design

Retail Price: £0.99 - £16.99
Subject: Product Design
Key Stage: KS4
Level: A*-G (GCSE)
Exam Board: AQA
ISBN: 978-1408502761
Publisher: Nelson Thornes



Retail Price: £4.55
Subject: Product Design
Key Stage: KS4
Level: A*-G (GCSE)
Exam Board: AQA
Product Code: TPAR42
ISBN: 9781906415556
Publisher: Collins, Letts Educational



There will also be a teacher produced version for exam revision given to students.

Design and Technology cont'd.

➤ **Resistant Materials**

Retail Price: £0.99 - £16.99
Subject: Product Design
Key Stage: KS4
Level: A*-G (GCSE)
Exam Board: AQA
ISBN: 978-1408502730
Publisher: Nelson Thornes



There will also be a teacher produced version for exam revision given to students.

➤ **Textiles**

Retail Price: £0.99 - £16.99
Subject: Textiles Technology
Key Stage: KS4
Level: A*-G (GCSE)
Exam Board: AQA
ISBN: 978-1847623515
Publisher: Nelson Thornes




Retail Price: £0.99 - £16.99
Subject: Textiles Technology
Key Stage: KS4
Level: A*-G (GCSE)
Exam Board: AQA
ISBN: 978-1906415525
Publisher: Lonsdale



➤ **Graphics**

Retail Price: £0.99-£16.99
Subject: Product Design
Key Stage: KS4
Level: A*-G (GCSE)
Exam Board: AQA
ISBN: 978-1408502747
Publisher: Nelson Thornes



There will also be a teacher produced version for exam revision given to students.

➤ **Electronics**

ISBN: **Retail Price:** £0.99-
Subject: Product Design
Key Stage: KS4
Level: A*-G (GCSE)
Exam Board: AQA
ISBN: 978-1408502747
Publisher: Nelson Thornes



£16.99

Design and Technology cont'd.

➤ Engineering BTEC


Folder on Intranet - Shared Drive – students – D&T – Y11 Engineering – Unit 1 Exam

➤ Construction BTEC


Course work booklets have been provided.
Course work templates are available on server.

➤ Catering

Hodder Education, June 2012
ISBN:9781444178975



- **Product code:** AIVNZ
- **ISBN:** 9781847629883
- **Publisher:** Coordination Group Publications Ltd (CGP)
- **Format:** Paperback
- **Dimensions:** 29.8cm x 20.9cm
- **Pages:** 110
- **Publish date:** 05/08/2013



<p>Art</p>	<p>Coursework deadline</p> <p>Friday 12th May GCSE art and ceramics</p> <p>Art Exams</p> <table border="0"> <tr> <td>DBN</td> <td>11A</td> <td>21st March</td> <td>5 hours</td> </tr> <tr> <td>DBN</td> <td>11A</td> <td>27th March</td> <td>5 hours</td> </tr> <tr> <td>CSE</td> <td>11B</td> <td>24th March</td> <td>5 hours</td> </tr> <tr> <td>CSE</td> <td>11B</td> <td>29th March</td> <td>5 hours</td> </tr> <tr> <td>RWE</td> <td>11C</td> <td>21st March</td> <td>5 hours</td> </tr> <tr> <td>RWE</td> <td>11C</td> <td>29th March</td> <td>5 hours</td> </tr> </table> <p>Ceramics Exams</p> <table border="0"> <tr> <td>CSE</td> <td>11A</td> <td>21st March</td> <td>5 hours</td> </tr> <tr> <td>CSE</td> <td>11A</td> <td>28th March</td> <td>5 hours</td> </tr> </table>	DBN	11A	21st March	5 hours	DBN	11A	27th March	5 hours	CSE	11B	24th March	5 hours	CSE	11B	29th March	5 hours	RWE	11C	21st March	5 hours	RWE	11C	29th March	5 hours	CSE	11A	21st March	5 hours	CSE	11A	28th March	5 hours
DBN	11A	21st March	5 hours																														
DBN	11A	27th March	5 hours																														
CSE	11B	24th March	5 hours																														
CSE	11B	29th March	5 hours																														
RWE	11C	21st March	5 hours																														
RWE	11C	29th March	5 hours																														
CSE	11A	21st March	5 hours																														
CSE	11A	28th March	5 hours																														
<p>Maths</p>	<p>Maths Watch VLE (ideal for revision and tutorials)</p> <p>The school subscription gives every student free access to the Maths Watch VLE.</p> <p>https://vle.mathswatch.co.uk Username: 17ForeSurn@brineleas Password: circle</p> <p>From here select GCSE (not the legacy – this is the old one). This then gives access to fantastic resources for every GCSE topic, including:</p> <ul style="list-style-type: none"> • Video tutorials • Questions and worked answers (during the video) • Interactive questions, the result of which are saved • Worksheets, which can be attempted from the screen or printed off <p>Method Maths (perfect for exam paper practice)</p> <p>Again, the school subscription gives your child free access to this website. Method Maths is a collection of interactive GCSE exam papers; students have personal usernames, receive instant feedback and have their scores saved.</p> <p>www.methodmaths.com</p>																																

<p>Maths cont'd</p>	<p>Revision Guide & Workbook</p> <p>We recommend Pearson and CGP revision guides, revision workbooks and practice papers. At school, we sell the following for £3 each, for each tier:</p> <ul style="list-style-type: none"> • Pearson Revision Guide • Pearson Revision Workbook • CGP GCSE Edexcel Grade 9 Targeted <p>There are other revision guides and workbooks that are targeted at other grades, eg, 1, 3, 5, 7 and 9. Your child should know from their mock result and target grade, which book would be best for them – otherwise they should ask their maths teacher. We recommend the Pearson and CGP books – see their websites or other book stores/websites.</p> <p>MyMaths</p> <p>Like the above websites, the school subscription gives free access to all our students; your child has their own username and password. This website has interactive tutorials and online homework tasks and worksheets. There is a section of Booster Packs which make for great GCSE revision - all scores are saved to the website.</p> <p>www.mymaths.co.uk School Login: brineleas Password: bracket</p>
<p>Music</p>	<p>GCSE music</p> <p><u>Coursework Assessments:</u></p> <ul style="list-style-type: none"> ➤ Composition – deadline February 17th ➤ Ensemble Performance – deadline March 3rd ➤ To prepare for this, students should be practising their performances in their own time.

Music cont'd

External Assessment:

Listening and appraising paper – exam date TBC

- To prepare for this, students will need to revise the set works they have studied. They will also need to be listening to all the set works. They could look at GCSE bitesize for extra help.
- **Dates** – Listening and appraising support sessions, After school on Mondays (starting after Feb Half Term)

Btec Music Level 2

Coursework assessments

- Unit 2 - Managing a music product: Deadline - 24th March
- Unit 5 - Introducing Music Performance: Deadline 2nd May
- Students will need to ensure all their planning and written work is up to date and completed by the deadlines. They should also be rehearsing their performance in their own time.



The BL6 Application Process

Look at the courses on offer at BL6

1. Carefully look at all the courses available, read the course guides and make sure you choose courses that you are interested and/or ones that you are going to achieve highly. Speak to subject specialists and discuss with your parents. Select 4 courses by ranking them in order of preference, with 1 being your most preferred choice and 4 as your reserve choice.
2. Complete our application form, available at School or via our website.
3. Attend our informal independent advice and guidance meeting to discuss your chosen studies, extra-curricular interests as well as your next steps.
4. Receive a conditional offer letter. This conditional offer is based on the courses discussed during the IAG session. If you would like to alter one or more of your choices, you should contact the BL6 admin team as soon as possible. If there are spaces on the course, you will be added to the provisional class list, otherwise your name will be added to a waiting list and when a space becomes available their name will be added.
5. Come along to our subject taster sessions, 3rd and 4th July, to confirm your choices.
6. Attend a second advice and guidance session upon enrolment to confirm your subject choices following GCSE results publication. Enrolment is from August 24th.

Key Dates for BL6

BL6 Applications are **now open**

BL6 Information, Advice and Guidance Sessions commenced **5th December 2016**

BL6 Taster Sessions are on the **3rd and 4th July 2017**

BL6 Enrolment from **24th August 2017**

Careers and Work Related Learning



Congratulations! You have reached the next stage of your education and it's time to choose your Post 16 options, for those of you who haven't already.

You are probably feeling that you have enough on your mind with what you are studying, preparing for your exams and dealing with everyday life too. Now is the time to make big decisions regarding what you want to do next year. How will you decide which option is right for YOU?

Having the right knowledge, skills and qualifications improves your job prospects and boosts your future earning power. There are different Post 16 options for you to consider.

Staying on and going into 6th Form is one option but you might be looking to continue your education or training at a college, a training provider or in the workplace via an apprenticeship.

It is important to choose something that suits your interests and abilities. What will motivate you? What will give you the best possible chance of success?

Long term trends

Economic problems around the world have put enormous pressure on the labour market. There is more unemployment and part time working. Job prospects are uncertain. Labour market information suggests that there is little change in the long term trends. So when you are deciding what to do next, you need to think about these long term trends. They show you that:

- There are very few “jobs for life” these days, you may change jobs many times during your working life
- New jobs are emerging all the time due to technological, economic, social and political changes
- All industries will recruit some new workers to replace people who retire, change jobs or swap careers
- The number of jobs for unskilled, less qualified people will continue to fall
- The number of jobs for skilled, well qualified people will continue to grow
- The number of jobs using Science, Technology, Engineering, Mathematics (STEM) will continue to grow
- The workplace is changing quickly so employers will continue to need people who are willing to and able to learn

Using Labour Market Information

You can use labour market information to see if your career plans and ideas are realistic. You can also check that you are aiming for the qualifications that will give you the knowledge and skills you need. Research this information for career ideas that interest you.

Do they have a long term future? Is there a chance they may disappear in the next few years? What are employers looking for? You need to work towards getting the skills, qualifications and attitudes that will put you ahead of the competition. Where are the jobs? So you know where to look when you are ready

A very useful starting point is the National Careers Service (www.nationalcareersservice.direct.gov.uk) There is a wealth of information available particularly the Job Profiles section where you can look at specific areas of interest and learn more about that career, what qualifications are needed? What progression routes are available? What can it lead onto?

All students can access www.eclips-online.co.uk via the VLE which is another online library enabling you to research different career paths, routes into them, whether you need a degree or there is an apprenticeship route etc.

www.ucas.com If you are considering university Post 18 and have an idea of the courses that you might apply for, use UCAS course search function to look at current entry requirements and advice for the most suitable A level's to take. Contact individual University Admissions Offices for advice if needed, they are there to speak to you and happy to help. www.russellgroup.ac.uk have produced an Informed Choices Guide which is essential reading for students looking at Russell Group universities Post 18.

Apprenticeships

Apprenticeships are growing and the Government has pledged for 3 million apprenticeships by 2020.

This route is available both Post 16 (after GCSE's) by way of an Intermediate or Advanced Apprenticeship **and** also Post 18 (after A levels or BTEC Level 3 Diplomas) by way of Higher and Degree Apprenticeships. A useful website to explore more is www.amazingapprenticeships.com as well as www.findapprenticeship.service.gov.uk – a Government website which lists apprenticeship vacancies in the local area. You will need to register with your personal information to gain further information on how to apply. These will be sent to you by email.

Also look at www.totalpeople.co.uk for more local vacancies too and local colleges also advertise vacancies on their websites too. An up to date CV is required – workshops will be available to students March onwards.

Remember, you can apply for a full time course as well as express an interest in registering for an apprenticeship. A back up plan is always recommended.